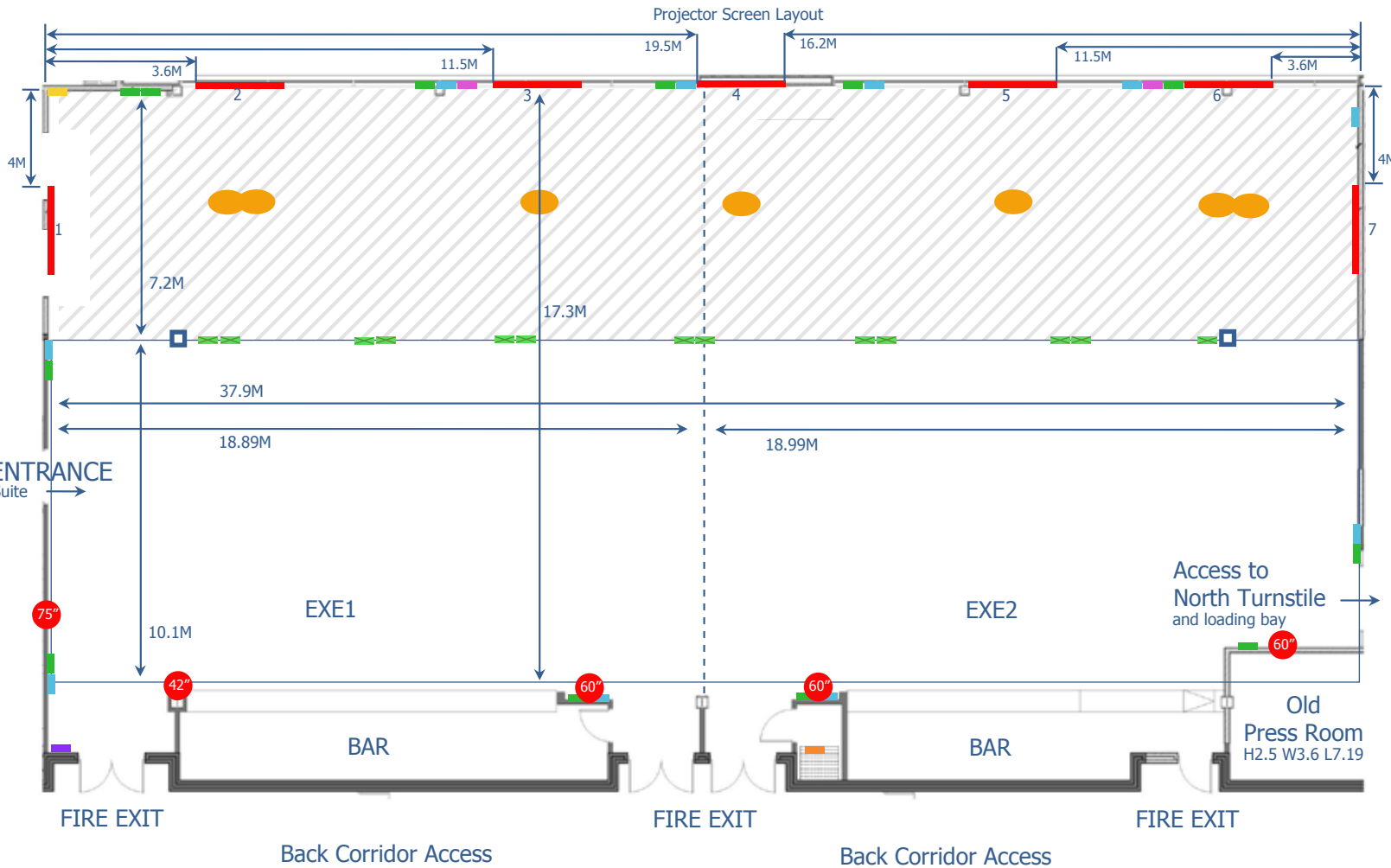


















THE EXETER SUITE

First Floor



 CEILING HEIGHT - 3.5m
 CEILING HEIGHT - 2.85m
 GRADIENT 1.7m

 PILLARS
 WALL MOUNTED TV'S
 AV CONNECTION
 DATA SOCKET
 POWER (X2 SOCKETS)
 CEILING POWER (X2 SOCKETS)
 32 AMP (X2)
 1 X SINGLE PHASE, 1X THREE PHASE
 32 AMP (X2)
 1 X SINGLE PHASE
 63 AMP (X1)
 32 AMP (X2)
 1 X SINGLE PHASE, 1X THREE PHASE
 SCREEN
 1, 2.3 x 2m
 2, 4m x 2.4m
 3, 4m x 2.4m
 4, 2.3m 2m
 5, 4m x 2.4m
 6, 4m x 2.4m
 7, 2.3m x 2m
 CEILING MOUNTED PROJECTOR
 3.5m FROM SCREEN
 3.1m FROM FLOOR
 MOVEABLE WALL